


PROOF

MINING

UNDERGROUND MINING SOLUTIONS



MEMBERS OF THE GDE GROUP



200A 1.1kV BOLTED COUPLER, ADAPTOR and MOTOR SOCKET

Available in Brass or HPM
(High-Pressure Metal)

Features and Benefits



Individually screened contacts

Motor socket standard with double seal

Square & long adaptor flanges (ease of fitting)

Applications



Cutter motors on continuous miner (CM)

Jet fans

Pumps



BOLTED HALF COUPLER

- AC & DC applications
- Cable entry for UA
- Complete phase segregation, no phase-to-phase failures
- Contact quantity & type: 3 or 4 pin
- Connector type: Half coupler, bolted
- Current rating: 200A continuous
- Flameproof certified
- Housing: Brass or HPM
- Individually screened insulators
- Phase conductors: Copper, grubscrew or crimp type connectors
- Pilot: Brass
- Voltage: 1100V
- Certified to SANS 60079-0-1



BOLTED RIGHT ANGLED ADAPTOR

- AC & DC applications
- Complete phase segregation, no phase-to-phase failures
- Contact quantity: 3 or 4 pin
- Connector type motor socket: Bolted
- Current rating: 200A continuous
- Flameproof certified
- Housing: Brass or HPM
- Individually screened insulators
- Phase conductors: Copper, grubscrew or crimp type connectors
- Pilot: Brass
- Voltage: 1100V
- Certified to SANS IEC60079-0-1



BOLTED SQUARE ADAPTOR

- AC & DC applications
- Complete phase segregation, no phase-to-phase failures
- Contact quantity: 3 or 4 pin
- Connector type: Adaptor, Bolted
- Current rating: 200A continuous
- Flameproof certified
- Housing: Brass or HPM
- Long or square flange mounting
- Phase conductors: Copper, grubscrew or crimp type connectors
- Pilot: Brass
- Voltage: 1100V
- Certified to SANS IEC60079-0-1

250A 1.1kV RESTRAINED PLUGS and SOCKETS

RESTRAINED PLUG

- Cable entry for UA
- Complete phase segregation, no phase-to-phase failures
- Contact quantity & type: 3-Phase & 1 pilot
- Connector type: Plug restrained
- Current rating: 250A continuous
- DC Model available: 425A 1 positive/1 negative phase & 2 pilots
- Flameproof certified
- Housing: Brass or HPM
- Individually screened insulators
- Phase conductors: Copper, grubscrew or crimp type connectors
- Pilot: Brass
- Voltage: 650/1100V
- Certified to SANS 60079-0-1 & SANS 1489

RESTRAINED SOCKET

- Complete phase segregation, no phase-to-phase failures
- Contact quantity & type: 3-Phase & 1 pilot
- Connector type: Socket restrained
- Current rating: 250A continuous
- DC Model available: 425A 1 positive / 1 negative phase & 2 pilots
- Flameproof certified
- Housing: Brass or HPM
- Individually screened insulators
- Phase conductors: Copper, grubscrew or crimp type connectors
- Pilot: Brass
- Tails can be fitted in-house
- Voltage: 650/1100V
- Tamper Proof Spindle (NEW)
- Certified to SANS IEC60079 & SANS 1489

Applications

Continuous miner (CM)
Gate & boxes
Jet fans
Roof bolters
Shuttle cars

PLUG COUPLER

- Complete phase segregation, no phase-to-phase failures
- Contact quantity & type: 3-Phase & pilot
- Connector type: Restrained back-to-back coupler
- Current rating: 250A continuous
- Flameproof certified (Sockets certified separately, Exd Group 1)
- Housing: Brass or HPM
- Individually screened insulators
- Phase conductors: Copper, grubscrew or crimp type connectors
- Pilot: Brass
- Voltage: 1100V
- Certified to SANS IEC60079-0-1 & SANS 1489



Features and Benefits



Bolt-on back gland
Crimp contacts
Earth stud securely fitted
Grommets cut to suite cable sizes
IP65 rated & corrosion resistant
Individual insulators for lowest total cost of ownership
Solid barrel = less risk of damage

425A 1.1kV RESTRAINED PLUGS



RESTRAINED PLUGS

- Cable entry for UA
- Complete phase segregation, no phase-to-phase failures
- Contact quantity & type: 3-phase & 1 pilot
- Contact quantity 3-phase & 3 Pilot (optional)
- Connector type: Plug restrained
- Current rating: 425A continuous
- Flameproof certified
- Housing: Brass or HPM
- Individually screened insulators
- Phase conductors: Copper, grubscrew or crimped type connectors
- Pilot: Brass
- Voltage: 650/1100V
- Certified to SANS IEC60079-0-1 & SANS 1489



RESTRAINED BACK-TO-BACK COUPLER

- Complete phase segregation, no phase-to-phase failures
- Contact quantity & type: 3-phase & 1 pilot
- Contact quantity & type: 3-phase & 3 pilot (optional)
- Connector type: Socket restrained
- Current rating: 425A continuous
- Flameproof certified
- Housing: Brass or HPM
- Individually screened insulators
- Phase conductors: Copper, grubscrew or crimped type connectors
- Pilot: Brass
- Tails can be fitted in-house
- Voltage: 650/1100V
- Certified to SANS IEC60079-0-1 & SANS 1489



425A 3.3kV PLUG + SOCKET BOLTED OR RESTRAINED

- Complete phase segregation, no phase-to-phase failures
- Contact quantity & type: 3-phase & 3 pilot
- Connector type: Socket restrained
- Current rating: 425A continuous
- Flameproof certified
- Housing: Brass or HPM

- Individually screened insulators
- Phase conductors: Copper, grubscrew or crimped type connectors
- Pilot: Brass
- Tails can be fitted in-house
- Voltage: 650/1100V
- Certified to SANS IEC60079-0-1 & SANS 1489



Features and Benefits



Available in HPM material and reduces the risk of theft.

Grubscrew or crimp type connectors


Individually screened contacts



Applications

Power supply to underground machines and surface-to-underground machines

300A 3.3kV HALF COUPLER and ADAPTOR




BOLTED ADAPTOR

- Contact quantity & type: 3 Pin & 1 pilot
- Connector type: Adaptor, compound filled
- Current rating: 300A
- Flameproof certified
- Housing: Brass or HPM
- Phase conductors: Copper
- Pilot: Brass
- Silicone insulator
- Voltage: 3300V
- Certified to SANS IEC60079-0-1; BS 3454 & SANS 1489
- Tails can be fitted in-house



BOLTED HALF COUPLER

- Cable entry for SWA or UA
- Contact quantity & type: 3 Pin & 1 pilot
- Connector type: Half coupler
- Current rating: 300A
- Flameproof certified
- Housing: Brass or HPM
- Phase conductors: Copper
- Pilot: Brass
- Silicone insulator
- Voltage: 3300V
- Certified to SANS IEC60079-0-1; BS 3454 & SANS 1489



Features and Benefits



Grub, screw or crimped contact pins

Grommets cut to suite cable size

Meets both SANS 1489 & BS 3454 specifications

Silicone insulator



Applications


Power supply to underground machines and surface-to-underground machines

300A / 400A 6.6kV HALF COUPLER and ADAPTOR

Available in Brass or HPM
(High-Pressure Metal)



BOLTED ADAPTOR

- Cable entry for SWA or UA
- Contact quantity & type: 3 Pin & 1 pilot
- Connector type: Half Coupler
- Current rating: 300A
- Flameproof certified
- Housing: Brass or HPM
- Phase conductors: Copper
- Pilot: Brass
- Tails can be fitted in-house
- Silicone insulator
- Voltage: 6600V
- Certified to SANS IEC60079-0-1, BS 3905 & SANS 1489



BOLTED HALF COUPLER

- Cable entry for SWA or UA
- Contact quantity & type: 3 Pin & 1 pilot
- Connector type: Half Coupler
- Current rating: 300A
- Flameproof certified
- Housing: Brass or HPM
- Phase conductors: Copper
- Pilot: Brass
- Silicone insulator
- Voltage: 6600V
- Certified to SANS IEC60079-0-1 & BS 3905 & SANS 1489



BOLTED ADAPTOR

- Complete phase segregation, no phase-to-phase failures
- Contact quantity & type: 3 Pin & 1 pilot
- Connector type: Adaptor
- Current rating: 400A
- Flameproof certified
- Housing: Brass or HPM
- Individually screened insulators
- Phase conductors: Copper
- Pilot: Brass
- Tails can be fitted in-house
- Voltage: 6600V
- Certified to SANS IEC60079-0-1 & SANS 1489



BOLTED HALF COUPLER

- Cable entry for SWA or UA
- Complete phase segregation, no phase-to-phase failures
- Contact quantity & type: 3 Pin & 1 pilot
- Connector type: Half coupler
- Current rating: 400A
- Flameproof certified
- Housing: Brass or HPM with longer body (larger cable)
- Individually screened insulators
- Phase conductors: Copper
- Pilot: Brass
- Tails can be fitted in-house
- Voltage: 6600V
- Certified to SANS IEC60079-0-1 & SANS 1489



BOLTED HALF COUPLER LONG BODY

- Cable entry for SWA or UA
- Contact quantity & type: 3 Pin & 1 pilot
- Connector type: Half Coupler
- Current rating: 300A
- Flameproof certified
- Housing: Brass or HPM
- Phase conductors: Copper
- Pilot: Brass
- Silicone insulator
- Voltage: 6600V
- Certified to SANS IEC60079-0-1 & BS 3905 & SANS 1489



Features and Benefits

6.6kV 300A

- Available in HPM anti-theft material
- Cable entry for SWA or UA
- Grommets cut to size
- Grub or crimp contact pins
- Silicone insulators

6.6kV 400A

- Available in HPM anti-theft material
- Cable entry for SWA or UA
- Grubscrew or crimp type connectors
- Individually screened contacts
- Silicone connecting sleeves (Eliminates air within the joints)

Applications

Power supply to underground machines and surface-to-underground machines

400A 12kV HALF COUPLER and ADAPTOR




Features and Benefits

- Available in HPM anti-theft material
- Grubscrew or crimp type connectors
- Individually screened contacts
- Silicone connecting sleeves (reduces air within the joint)



Applications

- Power supply to underground machines
- Power supply to surface-to-underground machines




BOLTED ADAPTOR

- Complete phase segregation, no phase-to-phase failures
- Contact quantity: 3 Pin & 1 pilot (2 or 3 pilots optional)
- Connector type: Bolted Adaptor
- Current rating: 400A
- Flameproof certified
- Housing: Brass or HPM
- Individually screened insulators
- Phase conductors: Copper
- Pilot: Brass
- Tails can be fitted in-house
- Voltage: 12 000V
- Certified to SANS IEC60079-0-1 & SANS 1489

Test Report No.

High voltage: 3822/83930B
Lightning impulse: 3822/83930A
Temperature rise: 3842/87173/P33
3-Phase current: 3842/84499/P53




BOLTED HALF COUPLER

- Cable entry for SWA or UA
- Complete phase segregation, no phase-to-phase failures
- Contact quantity: 3 Pin & 1 pilot (2 or 3 pilots optional)
- Connector type: Bolted half coupler
- Current rating: 400A
- Flameproof certified
- Housing: Brass or HPM
- Individually screened insulators
- New shorter body: Less weight, easier to handle
- Phase conductors: Copper
- Pilot: Brass
- Voltage: 12 000V
- Certified to SANS IEC60079-0-1 & SANS 1489

Test Report No.

High voltage: 3822/83930B
Lightning impulse: 3822/83930A
Temperature rise: 3842/87173/P33
3-Phase current: 3842/84499/P53



CONNECTION KIT

- Complete phase segregation, no phase-to-phase failures
- Improved connection
- Connection kit for 12 000V 400A bolted half coupler & adaptor
- Female contacts: Copper
- Female contacts housed within a silicone sleeve
- Flameproof certified
- Housing: Brass or HPM
- Pilot contact: Brass
- Removes all air voids
- Certified to SANS IEC60079-0-1 & SANS 1489



- » Quickest and easiest coupler available on the market to terminate
- » Termination of the cable into the coupler (available on request)
- » Training on terminating the coupler (available on request)
- » Coupler repair services (available on request)
- » Spares locally manufactured (ex-stock)
- » Technical back-up and support 24/7

After Sales Service Solutions



PROOF MINING SERVICES [PTY] LTD
HEAD OFFICE | 087 152 5050

sales@proofmining.co.za | accounts@proofmining.co.za | technical@proofmining.co.za



**After Sales
Service Solutions**

- » Coupler repair services (available on request)
- » Spares locally manufactured (ex-stock)
- » Technical back-up and support 24/7
- » Termination of the cable into the coupler (available on request)
- » Training on terminating the coupler (available on request)



www.proofeng.co.za